

# Art. 923F

## testa per incastri regolabili con anelli

adjustable cutterhead with rings

Verstellbar MesserKopf mit Ringe

cabezal para ensamblajes ajustables con anillos

p.o. pour rainures extensibles avec bagues

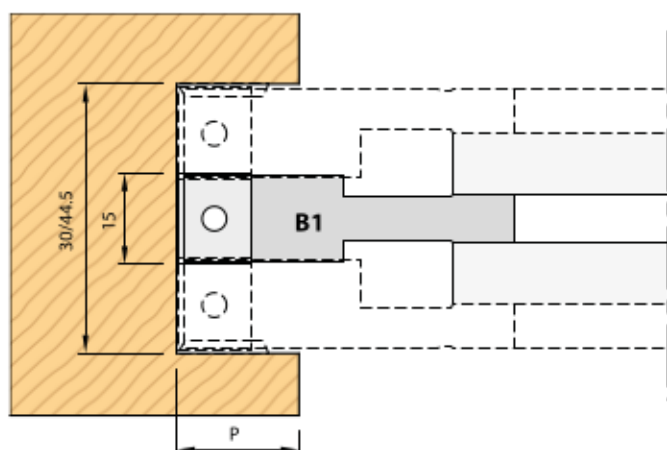
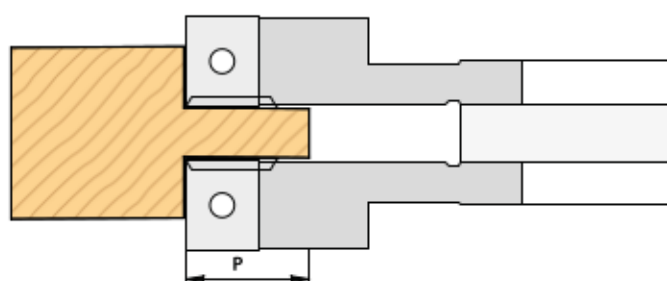
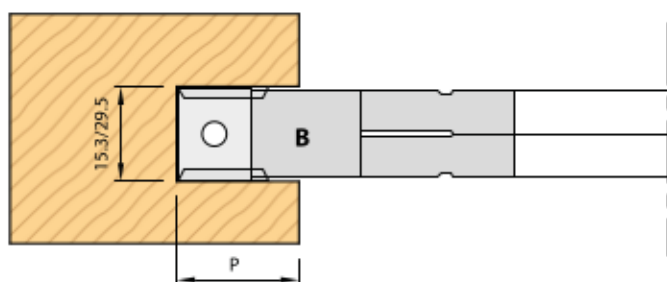
фреза регулируемых шпунтовых соединений с кольцами

Section INDEX

INDEX by article



PRICE LIST



Cod.	ø D mm	B mm	ø d mm	Z	P mm	rpm min/max	weight kg.
923F 10	140	15/29,5	30	4+4	40	5500 - 9500	1,645
923F 11	140	15/29,5	35	4+4	40	5500 - 9500	1,616
923F 12	140	15/29,5	40	4+4	40	5500 - 9500	1,583
923F 13	140	15/29,5	50	4+4	40	5500 - 9500	1,504
923F 14	160	15/29,5	30	4+4	50	5000 - 9000	2,173
923F 15	160	15/29,5	35	4+4	50	5000 - 9000	2,144
923F 16	160	15/29,5	40	4+4	50	5000 - 9000	2,111
923F 17	160	15/29,5	50	4+4	50	5000 - 9000	2,032
923F 18	200	15/29,5	30	4+4	70	4000 - 6000	3,440
923F 19	200	15/29,5	35	4+4	70	4000 - 6000	3,411
923F 20	200	15/29,5	40	4+4	70	4000 - 6000	3,378
923F 21	200	15/29,5	50	4+4	70	4000 - 6000	3,299
923F 22	250	15/29,5	30	4+4	95	3100 - 5300	5,419
923F 23	250	15/29,5	35	4+4	95	3100 - 5300	5,390
923F 24	250	15/29,5	40	4+4	95	3100 - 5300	5,357
923F 25	250	15/29,5	50	4+4	95	3100 - 5300	5,278
923F 26	300	15/29,5	30	8+8	120	2700 - 4600	7,838
923F 27	300	15/29,5	35	8+8	120	2700 - 4600	7,809
923F 28	300	15/29,5	40	8+8	120	2700 - 4600	7,776
923F 29	300	15/29,5	50	8+8	120	2700 - 4600	7,697

Cod.	Parti di ricambio Spare Parts	Dimensions mm
907 14	Coltello / Knife	15 x 12 x 1,5
943 10	Rasante / Spur	14 x 14 x 2
CU 14	Cuneo / Wedge	14
VT M5 x 7 torx	Vite / Screw	M5 x 7 torx
VT M8 x 16	Vite / Screw	M8 x 16
CHT3	Chiave / Allen key	T3
CHT4	Chiave / Allen key	T4
CHT15 torx	Chiave / Allen key	T15 torx

Cod.	ø D mm	B1 mm	ø d mm	Z	P mm	rpm min/max	weight kg.
923F 30	140	15	30	2	40	5500 - 9500	0,866
923F 31	140	15	35	2	40	5500 - 9500	0,851
923F 32	140	15	40	2	40	5500 - 9500	0,833
923F 33	140	15	50	2	40	5500 - 9500	0,792
923F 34	160	15	30	2	50	5000 - 9000	1,144
923F 35	160	15	35	2	50	5000 - 9000	1,129
923F 36	160	15	40	2	50	5000 - 9000	1,111
923F 37	160	15	50	2	50	5000 - 9000	1,070
923F 38	200	15	30	2	70	4000 - 6000	1,810
923F 39	200	15	35	2	70	4000 - 6000	1,795
923F 40	200	15	40	2	70	4000 - 6000	1,778
923F 41	200	15	50	2	70	4000 - 6000	1,736
923F 42	250	15	30	2	95	3100 - 5300	2,852
923F 43	250	15	35	2	95	3100 - 5300	2,837
923F 44	250	15	40	2	95	3100 - 5300	2,820
923F 45	250	15	50	2	95	3100 - 5300	2,778
923F 46	300	15	30	2	120	2700 - 4600	4,125
923F 47	300	15	35	2	120	2700 - 4600	4,110
923F 48	300	15	40	2	120	2700 - 4600	4,093
923F 49	300	15	50	2	120	2700 - 4600	4,051

Cod.	Parti di ricambio Spare Parts	Dimensions mm
907 14	Coltello / Knife	15x12 x 1,5
CU 14	Cuneo / Wedge	14
VT M8 x 16	Vite / Screw	M8 x 16
CHT4	Chiave / Allen key	T4

